Y VALVE & MINI Y VALVE

LEAK PROOF

WITH INTERNAL PRESSURISATION

The Y valve is 2/3 pressurized leak-tight valve, pneumatically piloted. It can be used either ways for different purposes: It is used for any other tight application having to be leak-tight guaranteed with a Y. The most common utilization of the Y valve is chained for 2 cycles on two different components. A 24V solenoid mounted on the valve and is controlled either from the valve code of the instrument, either from a PLC.

Also the Y valve can be used for having 2 different reference volumes whenever to different components have to be tested on the line. External dump is used to avoid water, oil, dust, particles to reach the ATEQ unit when dumping through the main valve block.

It's possible to use several Y valves of series to test several parts by only one instrument. The Y valve can also be used for checking calibration of the instrument. In this case, a master calibrated leak will be installed in one of the Y valve output.



Mini Y valve



Y valve

Y VALVE & MINI Y VALVE

LEAK PROOF

WITH INTERNAL PRESSURISATION

Measurement characteristics

CONNECTING PIPES DIAMETERS			
Valve Type	Input/Output	Control	Pressurisation
6/8 Y valve	6/8	4/6	3/5
4/6 Y valve	4/6	4/6	3/5
3/5 Y valve	3/5	4/6	3/5
Mini Y valve 2.5/4	2.5/4	4/6	-
Mini Y valve 3/5	3/5	4/6	-

Main Features

- Fluid supported → Air, Gas
- Differential pressure → 0 - 10 bar with pressurised valve compressed
- Max. allowed pressure → 12 bar
- Control fluid → Dry clean air supply
- Max. control pressure → 10 bar
- Min. control pressure → 4 bar
- PNormal control pressure → 6 bar
- Flow diameter → 4 mm (Y valve)
  2 mm (mini Y valve)
- Life expectancy → 4 million cycles

Accessories

other accessories available for ATEQ leak/Flow tester

- Remote control
- Automatic couplers
- Master / leak jet

Automatic couplers

Remote control

Technical Specifications

Presentation	Weight: 695 g (Y valve) 450 g (mini Y valve)
Physical	Dimensions (in mm) 110 x 27 x 190 (Y valve) 110 x 27 x 117 (mini Y valve)
Temperature	Ambiant: +0°C to +55°C

Options

- Position detection:
  The Y valve can have in option a detection of position of the drawer, in order to have the certainty of the movement of the drawer in the valve.

  An indicator lights to indicate the position work of the drawer, this indicator is visible by transparency behind the plastic cap on the spring side.

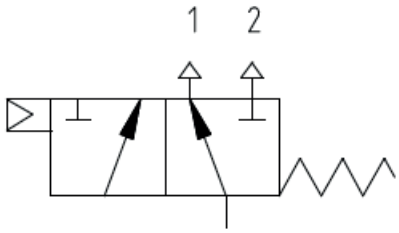

Pneumatic control

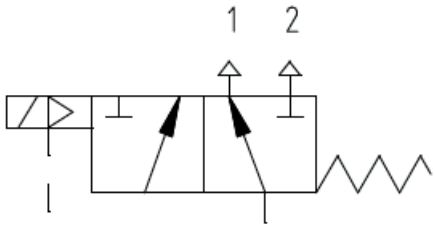

Electro-pneumatic control

Master / leak jet

Specifications subjects to change without notice, non-contractual photos. March 2025.

ATEQ
15, rue des Dames - ZI des Dames - 78340 Les Clayes-sous-Bois - France
+33 (0) 1 30 80 10 20 - info@ateq.com - ateq.com